

# Jet Insure - How to Activate or Create an Account


Last Updated: Monday May, 4, 2020


Step 1: Select "Activate or Create an Account"

**COMMON GROUND**  
HEALTHCARE COOPERATIVE

Home Help [Sign in ▶](#)

## Sign in



• Username 


• Password

[Sign in](#)

[Activate or Create an Account](#) [I forgot my username](#) [I forgot my password](#)

If you have an individual and family plan and need help signing in to your account or have questions, call 877-514-2442.  
If you are an employer and have questions, call your Common Ground Healthcare Cooperative Account Manager.


Step 2: Enter personal information (be sure to use the date format xx/xx/yyyy), then click “Next”



COMMON GROUND  
HEALTHCARE COOPERATIVE

Home Help Sign in ▶

### Account Activation



• First Name

• Last Name

• Date of Birth  
 MM/DD/YYYY

• Last 4 Digits of SSN

If you have an individual and family plan and need help signing in to your account or have questions, call 877-514-2442.  
If you are an employer and have questions, call your Common Ground Healthcare Cooperative Account Manager.

Step 3: You will then need to enter a password and security questions.

Click ‘Activate’.

## Account Activation



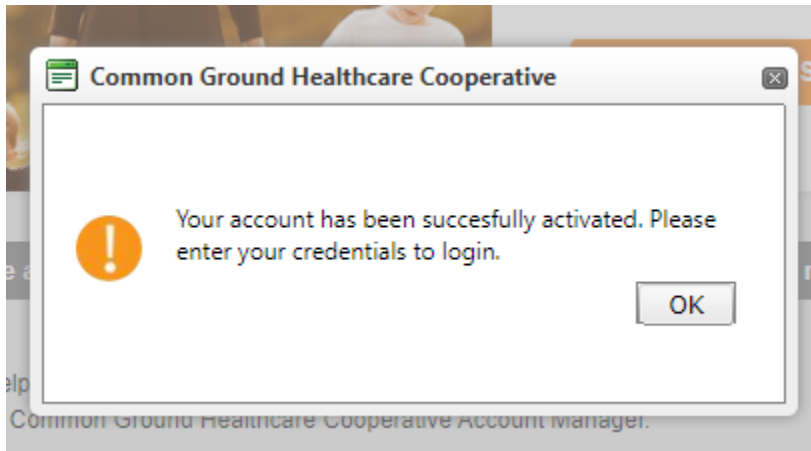
- Username
- Password
- Confirm Password
- Security Question 1
- Security Answer 1
- Security Question 2
- Security Answer 2

**Activate**

[Activate or Create an Account](#) [I forgot my username](#) [I forgot my password](#)

If you have an individual and family plan and need help signing in to your account or have questions, call 877-514-2442.  
If you are an employer and have questions, call your Common Ground Healthcare Cooperative Account Manager.

Step 4: If all information is entered correctly, the following popup will appear. Click 'Ok'



Step 5: You will be prompted back to enter their login information and sign in.

